

PNEUMATIC WHEELS & CASTORS

✓ *Strength and Performance*



**PREMIUM PUNCTURE-PROOF
FOR RELIABILITY**



**NON-CORROSIVE
PLASTIC CENTRES**



**WOBBLE-FREE
STEEL CENTRES**

Pneumatics and puncture-proof wheels



Wheels

Puncture-proof wheels

Our premium polyurethane foam-filled tyres provide the greatest performance and reliability. The foam filling provides a light-weight bouncy performance, similar to air-filling, but without the risk of flat tyres.

These wheels boast 4 ply long life tyres, fitted to two piece wobble-free steel centres that are manufactured from thick 1.8 mm steel, unlike cheaper imports with 2 ply tyres and rims made from thin 0.6 mm steel.

Steel centred wheels

Designed for strength and performance, our wobble-free steel centred wheels boast 4 ply tyres, rims manufactured from 1.8 mm steel—with the 650 x 8 manufactured from 2 mm steel, and supplied with premium butyl rubber seamless (butt-joined) tubes.

Plastic centred wheels

Our Australian-made plastic centred wheels are designed with thicker UV protected polypropylene sections in a multi-web design, making them stronger than most imported steel centres.

Combined with our standard 4 ply tyres and premium butt-joined tubes, these wheels offer excellent performance in wet and corrosive environments.

Maximum load capacities

Each wheel can carry the recommended load capacity at walking pace—8 km/h. If you are intending to tow your load, it is recommended that you do not use wheels with plastic centred rims, or exceed 15 km/h while carrying half the recommended load capacity.

Maximum inflation

Do NOT inflate over recommended tyre inflation pressure (30 psi).

Do NOT allow tyre pressure to drop below 20 psi or wheel may deflate and become very difficult to re-inflate. If you allow the tyre to go flat and you are unable to re-inflate it then you may need to buy an inner tube to be retro fitted to the wheel (see page 71 for spare parts).

Use of pneumatic wheels other than as recommended can be dangerous.

Nominal wheel size

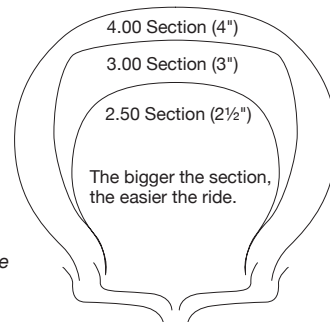
Our code structure for pneumatics follows an internationally recognised convention that describes:

Tyre width (in inches) x rim diameter (in inches, measured from where the bead wire within the tyre sits on the rim).

So, for example a nominal wheel size of:

- 250x4 has a tyre width of approx 2.5 inches, on a 4 inch rim.
- 350x4 has a tyre width of approx 3.5 inches, on a 4 inch rim.
- 400x8 has a tyre width of approx 4.0 inches, on an 8 inch rim.

These sizes are nominal only. For more precise dimensions, refer to the diameter x tread width listed alongside other specifications.



Tread options

	RIB	Straight lines, grey non-marking rubber. Common for wheelchairs and light duty trolleys that need a softer ride.
	LUG	General purpose, outside use. Strongly marked cross lines on a fairly flat tread surface. Good for running in a straight line.
	LGG	Use LGG code for grey non-marking rubber where available.
	IND	The normal industrial type tread, a round profile with an even pattern.
	DMD	Chunky diamond or star shaped pads on a flatter surface. Often used in rougher construction sites. Good for softer grass surfaces but may become clogged with mud.
	STR	
	KNO	This knobby pattern is often preferred for outdoor use, good for gravel or uneven terrain.
	HWY	Designed to have a higher load rating for industrial work sites.
	GRA	A wide tread, designed specifically with ride-on mowers and associated equipment in mind. Will traverse virtually any surface they come across.

Visit www.fallshaw.com.au for pneumatic spare parts.

Puncture-proof wheels



Foam filled tyres

Features

- Puncture-proof 4 ply long life tyres.
- Available in thick 1.8 mm thick steel rims.
- Fitted with heavy duty deep groove shielded bearings (**SB**) or precision bearings (**SQ**).

Puncture-proof tyres

Polyurethane foam-filled tyres are the premium 'pneumatic' (or puncture-proof) wheel option. The wheels are puncture-proof and provide the greatest performance and reliability. Puncture-proof tyres are fitted to two piece wobble-free steel centres. Manufactured from 1.8 mm steel*.

Bearings






'Deep Groove' shielded bearings¹ fitted to a toughened heavy duty housing enables true running and extra strength.

Tyres

4 ply for longer, rougher life (many imports use 2 ply).

For wheels pulled or pushed at low speeds (not driven) the tread pattern is not critical. The following are standard, other patterns can be offered by negotiation.

Order codes

Tread	Type	Diameter x tread (mm)	Hub x bore (mm)	Weight capacity at speed DO NOT EXCEED maximum load (kg) at: 8 km/h 15 km/h		Order code	Rim and bearing code	
 RIB (non-marking)	200 x 50	200 x 50	60 x 12.7	50	Not suitable	P200X50RIB	-SQ05	1/2"
 LUG	250 x 4	220 x 54	60 x 20 60 x 19 60 x 16 60 x 15	75	40	P250X4LUG	-SB20 -SB34 -SB58 -SQ15	20 mm 3/4" 5/8" 15 mm
 IND	250 x 6	275 x 65	60 x 25.4 60 x 20 60 x 19 60 x 16	90	50	P250X6IND	-SB10 -SB20 -SB34 -SB58	1" 20 mm 3/4" 5/8"
 STR	350 x 4	265 x 70	60 x 20 60 x 19 60 x 16 60 x 15	100	70	P350X4STR	-SB20 -SB34 -SB58 -SQ15	20 mm 3/4" 5/8" 15 mm
 KNO	400 x 8	400 x 100	80 x 25.4 84 x 20 84 x 19 84 x 16	120	90	P400X8KNO	-SB10 -SB20 -SB34 -SB58	1" 20 mm 3/4" 5/8"

* Some of the cheaper centres on the market are manufactured from steel as thin as 0.6 mm.

¹ Deep groove bearings can last up to three times longer than normal pressed bearings.

Steel centred wheels



Wobble-free, steel split rims

Features

- Strong 1.8 mm steel rims (2 mm rims for 650 x 8).
- 4 ply long life tyres (6 ply for HWY tread).
- Fitted with heavy duty deep groove shielded bearings (SB).

Steel centred pneumatics

Durable steel centres provide added strength and improved performance, while the split rim design allows for effortless tube replacement without requiring specialised tools.

Centres up to and including the 500 x 6 are manufactured from 1.8 mm steel², and the 650 x 8 is of 2 mm thick steel².

Bearings

'Deep Groove' shielded bearings³ fitted to a toughened heavy duty housing gives true running and extra strength.

Tyres










4 ply (6 ply on HWY tread) for longer, rougher life (many imports use 2 ply).

For wheels pulled or pushed at low speeds (not driven) the tread pattern is not critical. The following are standard.

Tubes

Tubes are high quality butyl rubber seamless (butt-joined) for premium ride quality, high load capacity and long life.

Order codes

Tread	Type	Diameter x tread (mm)	Hub x bore (mm)	Weight capacity at speed		Order code	Rim and bearing code	
				8 km/h	15 km/h			
 LUG	250 x 4	220 x 54	60 x 20	120	100	250X4LUG*	-SB20	20 mm
			60 x 19				-SB34	3/4"
			60 x 16				-SB58	5/8"
 DMD	300 x 4	250 x 70	60 x 20	140	110	300X4DMD*	-SB20	20 mm
			60 x 19				-SB34	3/4"
			60 x 16				-SB58	5/8"
 STR	350 x 4	265 x 70	60 x 20	180	160	350X4STR*	-SB20	20 mm
			60 x 19				-SB34	3/4"
			60 x 16				-SB58	5/8"
 IND	250 x 6	275 x 65	60 x 25.4	140	110	250X6IND ¹	-SB10	1"
			60 x 20				-SB20	20 mm
			60 x 19				-SB34	3/4"
			60 x 16				-SB58	5/8"
 KNO	350 x 6	320 x 80	60 x 25.4	200	180	350X6KNO ¹	-SB10	1"
			60 x 20				-SB20	20 mm
			60 x 19				-SB34	3/4"
			60 x 16				-SB58	5/8"
 HWY	400 x 8	400 x 100	84 x 25.4	360	340	400X8HWY ¹	-SB10	1"
			84 x 20				-SB20	20 mm
			84 x 19				-SB34	3/4"
			84 x 16				-SB58	5/8"
 KNO	400 x 8	400 x 100	84 x 25.4	220	200	400X8KNO ¹	-SB10	1"
			84 x 20				-SB20	20 mm
			84 x 19				-SB34	3/4"
			84 x 16				-SB58	5/8"
 GRA	500 x 6	330 x 125	84 x 25.4	220	200	500X6GRA ¹	-SB10	1"
			84 x 20				-SB20	20 mm
			84 x 19				-SB34	3/4"
			84 x 16				-SB58	5/8"
 GRA	650 x 8	420 x 165	150 x 25.4	230	200	650X8GRA ¹	-SB10	1"
			150 x 20				-SB20	20 mm
			150 x 19				-SB34	3/4"
			150 x 16				-SB58	5/8"



² Many cheaper centres on the market are manufactured from steel as thin as 0.6 mm.

³ Deep groove bearings can last up to 3 times longer than normal pressed bearings.

* Also available with 15 mm precision bearings. Add -SQ15 to the end of code.

¹ Also available with precision bearings: 20 mm (-SQ20), 25 mm (-SQ25), 3/4" (-SQ34), 5/8" (-SQ58) and 1" (-SQ10).

Plastic centred wheels



Non-corrosive and UV protected

Features

- UV protected and corrosion resistant polypropylene rims.
- Available with heavy duty deep groove shielded bearings (B), or plain bearings (A). RIB tread available with roller bearings (PR) or precision bearings (PQ).
- Made in Australia.

Plastic centred pneumatics with butyl rubber seamless tubes

- Thick sections, large radii, multi-web design for strength (stronger than most imported steel centres).
- Corrosion resistant polypropylene with UV fade protection.
- High engineering standards for wobble-free wheels.
- High quality butyl rubber seamless (butt-joined) tubes.

Bearings

'Deep Groove' shielded bearings² fitted to a toughened heavy duty housing gives true running and extra strength.

Tyres

4 ply (6 ply on HWY tread) for longer, rougher life (many imports use 2 ply).

For wheels pulled or pushed at low speeds (not driven) the tread pattern is not critical. The following are standard, other patterns can be offered by negotiation.









Tubes

Tubes are high quality butyl rubber seamless (butt-joined) for premium ride quality, high load capacity and long life.

Maximum inflation

For information on maximum tyre inflation, please see page 2.

Order codes

Tread	Style	Diameter x Hub x bore tread (mm)	Weight capacity at speed DO NOT EXCEED maximum load (kg) at: 8 km/h 15 km/h	Order code	Rim and bearing code			
 RIB (non-marking)	200 x 50	200 x 50	60 x 20	75	Not suitable	200X50RIB	-PR20	20 mm
		60 x 12	-PQ12				12 mm	
 LUG	250 x 4	220 x 54	60 x 20	100	Not suitable	250X4LUG*	-PWB20	20 mm
			60 x 19				-PWB34	3/4"
			60 x 16				-PWB58	5/8"
 LGG (non-marking)	250 x 4	220 x 54	60 x 20	100	Not suitable	250X4LGG*	-PWB20	20 mm
			60 x 19				-PWB34	3/4"
			60 x 16				-PWB58	5/8"
 IND	250 x 6	275 x 60	60 x 20	110	Not suitable	250X6IND*	-PWB20	20 mm
			60 x 19				-PWB34	3/4"
			60 x 16				-PWB58	5/8"
 DMD	300 x 4	250 x 70	60 x 20	120	Not suitable	300X4DMD*	-PWB20	20 mm
			60 x 19				-PWB34	3/4"
			60 x 16				-PWB58	5/8"
 STR	350 x 4	265 x 70	60 x 20	140	Not suitable	350X4STR*	-PWB20	20 mm
			60 x 19				-PWB34	3/4"
			60 x 16				-PWB58	5/8"
 KNO	350 x 6	320 x 80	60 x 20	140	Not suitable	350X6KNO*	-PWB20	20 mm
			60 x 19				-PWB34	3/4"
			60 x 16				-PWB58	5/8"
 KNO	400 x 8	400 x 100	105 x 25.4	200	Not suitable	400X8KNO¹	-PWB10	1"
			105 x 20				-PWB20	20 mm
			105 x 19				-PWB34	3/4"
			105 x 16				-PWB58	5/8"

* Also available with plain bearings, indicated with an A, eg. 250X4LUG-PWA20.

¹ Also available with 1" plain bearing.

² Deep groove bearings can last up to three times longer than normal pressed bearings.



Pneumatic castors 50–360 kg



Steel rim wheels



YPRIB200
Puncture-proof grey tyre, precision bearing



**YPLUG250/
YSLUG250**
Puncture-proof or pneumatic black tyre, deep groove ball bearing



**YPSTR350/
YSSTR350**
Puncture-proof or pneumatic black tyre, precision bearing



**YPKNO400/
YSKNO400**
Puncture-proof or pneumatic black tyre, B deep groove ball bearing



YSHWY400
Pneumatic black tyre, Q ball precision bearing

Y Series castors

Features

- Available with puncture-proof neoprene tyres on steel rims or traditional pneumatic neoprene tyres on steel or plastic rims, in non-marking grey or black.
- Swivel or fixed plate zinc plated forks.
- Not available with brakes.

Maximum inflation

Do NOT inflate over recommended tyre inflation pressure (30 psi).

Do NOT allow tyre pressure to drop below 20 psi or wheel may deflate and become very difficult to re-inflate. If you allow the tyre to go flat and you are unable to re-inflate it then you may need to buy an inner tube to be retro fitted to the wheel (see back page for spare parts).

Use of pneumatic wheels other than as recommended can be dangerous.

Plastic rim wheels



YRIB200
Grey tyre, roller bearing



YLUG250
Black tyre, deep groove ball bearing



YSTR350
Black tyre, precision bearing



YKNO400
Black tyre, deep groove ball bearing

Specifications

Puncture-proof

Wheel	Max load (kg)	Diameter x tread (mm)
YPRIB200	50	200 x 50
YPLUG250	75	220 x 54
YPSTR350	100	265 x 70
YPKNO400	120	400 x 100

Plastic rim pneumatics

Wheel	Max load (kg)	Diameter x tread (mm)
YRIB200	75	200 x 50
YLUG250	100	220 x 54
YSTR350	140	265 x 70
YKNO400	200	400 x 100

Steel rim pneumatics

Wheel	Max load (kg)	Diameter x tread (mm)
YSLUG250	120	220 x 54
YSSTR350	180	265 x 70
YSKNO400	220	400 x 100
YSHWY400	360	400 x 100
YRIB200	75	200 x 50
YLUG250	100	220 x 54
YSTR350	140	265 x 70
YKNO400	200	400 x 100

Forks



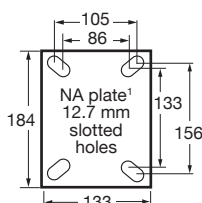
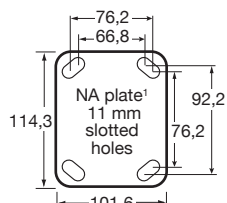
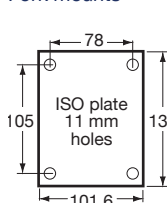
YZP
Plate with swivel



YZF
Fixed plate,
no swivel

Forks	Nominal size	Mount height (mm)	Turning radius (mm)
YZP/YZF*	200	238	155
	250	250	200
	350	315	223
	400	490	328

Fork mounts



Standard:
ISO plate for 200,
250 and 350 mm
wheel sizes.

Optional:
NA plate for 250 mm
wheel sizes.

Standard:
NA plate for 400 mm
(400X8) wheel sizes.

* YZF fixed fork has no turning radius.
400 mm forks available in NA (North American) plate only.

¹ For North American plate add **N** to end of fork code to purchase (eg. YRIB250/YZPN).

Order codes

Wheel code	Fork code	Castor code
YPRIB200	Y200ZP	YPRIB200/YZP
	Y200ZF	YPRIB200/YZF
YPLUG250	Y250ZP	YPLUG250/YZP
	Y250ZF	YPLUG250/YZF
YPSTR350	Y350ZP	YPSTR350/YZP
	Y350ZF	YPSTR350/YZF
YPKNO400	Y400ZPN	YPKNO400/YZPN
	Y400ZFN	YPKNO400/YZFN
YSLUG250	Y250ZP	YSLUG250/YZP
	Y250ZF	YSLUG250/YZF
YSSTR350	Y350ZP	YSSTR350/YZP
	Y350ZF	YSSTR350/YZF
YSKNO400	Y400ZPN	YSKNO400/YZPN
	Y400ZFN	YSKNO400/YZFN
YSHWY400	Y400ZPN	YSHWY400/YZPN
	Y400ZFN	YSHWY400/YZFN
YRIB200	Y200ZP	YRIB200/YZP
	Y200ZF	YRIB200/YZF
YLUG250	Y250ZP	YLUG250/YZP
	Y250ZF	YLUG250/YZF
YSTR350	Y350ZP	YSTR350/YZP
	Y350ZF	YSTR350/YZF
YKNO400	Y400ZPN	YKNO400/YZPN
	Y400ZFN	YKNO400/YZFN



Spares

For pneumatics & general wheels

Tubes—butyl rubber seamless



Description	Order code
Tube pneumatic 200 x 50	SPTUBE200X50
Tube pneumatic 250 x 4	SPTUBE250X4
Tube pneumatic 300 x 4 or 350 x 4	SPTUBE300/350X4
Tube pneumatic 250 x 6	SPTUBE250X6
Tube pneumatic 350 x 6	SPTUBE350X6
Tube pneumatic 500 x 6	SPTUBE500X6
Tube pneumatic 400 x 8	SPTUBE400X8
Tube pneumatic 650 x 8	SPTUBE650X8

Pneumatic tyres



Description	Order code
200 x 50 RIB tread	SPTYRE200X50RIB
250 x 4 LUG tread	SPTYRE250X4LUG
250 x 4 LGG tread	SPTYRE250X4LGG
250 x 6 IND tread	SPTYRE250X6IND
300 x 4 DMD tread	SPTYRE300X4DMD
350 x 4 STR tread	SPTYRE350X4STR
350 x 6 KNO tread	SPTYRE350X6KNO
400 x 8 KNO tread	SPTYRE400X8KNO
400 x 8 HWY tread	SPTYRE400X8HWY
500 x 6 GRA tread	SPTYRE500X6GRA
650 x 8 GRA tread	SPTYRE650X8GRA

Housing and reducing bushes



Description	Order code
Housing:	
Housing (nylon) for a #6004 Q ball bearing	SPHOUSING6004
Housing (nylon) flanged to suit a #6004 Q ball bearing	SPHOUSING6004FLG
Housing (nylon) flanged to suit a #6204 Q ball bearing	SPHOUSING6204
Reducing bushes:	
Flanged (grey nylon) 25.4 to 20 mm ID, 20 mm L—Grey	SPBSH10-20
Flanged (black nylon) 25.4 to 19 mm ID Flange, 20 mm L	SPBSH10-34
Flanged (black nylon) 25.4 to 15.9 mm ID Flange, 20 mm L	SPBSH10-58
Flanged (nylon) to suit 15.9 mm deep groove ball bearing (SPBRGC58), 15.9 to 12.7 mm	SPRB58-1/2
Plastic: 25.4 mm to suit 400x8 pneumatic wheels (8 x 250 rims)	SPBSH400X8PWP10
Plastic: 20mm to suit 400 x 8 pneumatic wheels (8 x 250 rims)	SPBSH400X8PWP20
Plastic: 19 mm to suit 400 x 8 pneumatic wheels (8 x 250 rims)	SPBSH400X8PWP34
Plastic: 15.9 mm to suit 400 x 8 pneumatic wheels (8 x 250 rims)	SPBSH400X8PWP58

Bearings



Description	Order code
B—Deep groove ball bearings:	
12.7 mm ID	SPBRGC05
25.4 mm ID	SPBRGC10
20 mm ID	SPBRGC20
19 mm ID	SPBRGC34
15.9 mm ID	SPBRGC58
Q—Precision ball bearings:	
#608 15.9 mm ID	SPBRGQ6004X58
#6205 2RS suits CFQ wheelchair, 8 mm ID	SPBRGQ6082RS
12 mm bore (suitable for pneumatics)	SPBRGQ6205X01
#6004 20 mm	SPBRGQ6004X20
#6004 19 mm ID	SPBRGQ6004X34
#6005 25 mm ID	SPBRGQ6005X25
With seals #6202 2RS, 15 mm ID	SPBRGQ6202X15
#6204 2RS, 20 mm ID	SPBRGQ6204X20
25.4 mm ID for 400 x 8 pneumatic	SPBRGQPNEU10

Plastic rims



Description	Order code
200 x 50: suits 200 x 50 with roller bearing	SPRIM200X50PRNB
200 x 50: suits 200 x 50 with precision bearing	SPRIM200X50PQNB
4 x 175: suits 250/300/350 x 4, no bearing	SPRIM4X175PW(NB)
6 x 200: suits 250/350 x 6, no bearing	SPRIM6X200PW(NB)
8 x 250: suits 400 x 8, no bearing	SPRIM8X250PW(NB)



Fallshaw
GROUP

www.fallshawgroup.com.au

Sales: 1300 934 471 (within Australia) or +61 3 9300 8555 (outside Australia) | sales@fallshaw.com.au
Accounts: +61 3 9300 8527

Victoria
2A Ayton St
Sunshine North
VIC 3020

New South Wales
66 Derby St
Silverwater
NSW 2128

Queensland
Unit 4/11
Christensen Rd, Stapylton
QLD 4207

105 YEARS
1920-2025
MANUFACTURING IN AUSTRALIA

